

Trelleborg tires range

Trelleborg
Material handling



Counterbalanced forklift trucks



Resilient tires

XP1000

MAXIMUM



The Trelleborg XP1000 is the premium resilient tire for the most demanding material handling applications. Featuring the Pit Stop Line for better planning, the XP1000 offers superior performance in terms of mileage, durability, fuel consumption, stability, and comfort.

TIRE SIZES

3.00-4	6.50-10	7.00-15	7.50-16
4.00-4	180/60-10	7.50-15	9.00-20
4.00-8	200/50-10	8.25-15	10.00-20
15x4½-8	23x9-10	28x9-15	11.00-20
5.00-8	7.00-12	250-15	12.00-20
16x6-8	23x10-12	300-15	355/50-20
17x7-8	27x10-12	355/45-15	465/55-20
18x7-8	315/45-12	355/50-15	12.00-24
18x9-8	23x5-13	355/65-15	14.00-24
140/55-9	5.50-15	400/60-15	14.00-25
6.00-9	6.00-15	400/65-15	16.00-25
21x8-9			

SPECIAL COMPOUNDS



XP900

HIGH



The XP900 is a tire designed for demanding warehouses, shop floors, and other material handling ground services. It offers a long lifespan, excellent stability, and exceptional maneuverability, both indoors and outdoors.

TIRE SIZES

15x4½-8	21x8-9	23x10-12*	250-15
5.00-8	6.50-10	27x10-12	300-15
16x6-8	200/50-10*	7.00-15	355/45-15*
18x7-8	23x9-10	8.25-15	355/50-15*
140/55-9	7.00-12	28x9-15	355/65-15
6.00-9			

SPECIAL COMPOUNDS



* In different pattern design

XP800

MEDIUM



The XP800 is designed to help businesses achieve high performance while maintaining cost control. It provides great reliability, achieving effective results in everyday conditions.

TIRE SIZES

3.00-4	6.00-9	27x10-12	300-15
4.00-8	21x8-9	7.00-15	355/45-15
5.00-8	6.50-10	7.50-15	355/50-15
15x4½/2-8	200/50-10	8.25-15	355/65-15
16x6-8	23x9-10	28x9-15	10.00-20
18x7-8	7.00-12	250-15	12.00-20
140/55-9	23x10-12		

SPECIAL COMPOUNDS



XP700

LOW



The XP700 solid tire is specifically tailored for light-duty applications on forklifts. It offers a suitable load capacity, excellent steering performance, and effective cost management.

TIRE SIZES

15x4½-8	6.00-9	7.00-12	28x9-15
5.00-8	21x8-9	23x10-12	250-15
16x6-8	6.50-10	27x10-12	300-15
18x7-8	200/50-10	7.00-15	355/65-15
140/55-9	23x9-10	8.25-15	250-15

SPECIAL COMPOUNDS



Radial pneumatic

TR-900

MAXIMUM



The TR-900, a radial pneumatic tire, is the perfect solution for most demanding applications, with features like block tread design and reinforced sidewalls to avoid impact damage.

TIRE SIZES

5.00R8	28x9R15	300R15	12.00R20
6.00R9	7.00R15	8.25R15	12.00R24
6.50R10	250R15	10.00R20	14.00R24
7.00R12			

SPECIAL COMPOUNDS



Counterbalanced forklift trucks



Bias pneumatic

T-900



The T-900 is a premium bias pneumatic tire specifically crafted for heavy-duty material handling environments. It boasts a block tread design, sidewall protection, superior stability, wear-resistant technology, effective energy management, and exceptional shock absorption capabilities.

TIRE SIZES

5.00-8	7.00-12	7.50-16	10.00-20
18x7-8	27x10-12	300-15	11.00-20
6.00-9	28x9-15	8.25-15	12.00-20
23x9-10	250-15	355/65-15	12.00-24
6.50-10	7.00-15	9.00-20	14.00-24
23x10-12	7.50-15		

SPECIAL COMPOUNDS



Press on solid

PS1000



Trelleborg's PS1000 tire raises the bar in maximum intensity application, combining the innovative Pit Stop Line with specialized compounds to deliver superior quality and efficiency, lasting up to 30% longer than competitors.

TIRE SIZES

10x4x6½	15x5x11¼	16¼x7x11¼	21x9x15
10x5x6½	16x5x10½	18x6x12½	22x8x16
12x4½x8	16x6x10½	18x7x12½	22x9x16
13½x5½x8	16x7x10½	18x8x12½	22x12x16
14x4½x8	16¼x5x11¼	21x7x15	28x12x22
14x5x10	16¼x6x11¼	21x8x15	

SPECIAL COMPOUNDS



Trelleborg POS



The Trelleborg POS solid tire offers an optimal solution for demanding applications. It incorporates wear-resistant technology, efficient energy management, and enhanced stability.

TIRE SIZES (INCH)

8½X4X4	14x5x10	18x5x12½	22x12x16
8X4½X4½	15x5x11¼	18x6x12½	22x14x16
9x5x5	15x6x11¼	18x7x12½	22x16x16
10x4x6¼	15½x5x10	18x8x12½	22x6x17¾
10x4x6½	15X8X11¼	18x9x12½	26x7x20
10x5x6½	16X4X12¼	21x6x15	28x10x22
10½x5x6½	16x5x10½	21x7x15	28x12x22
10X7X6¼	16x6x10½	21x8x15	28x14x22
12X4X8	16x7x10½	21x9x15	28x16x22
13½X4½X8	16¼x5x11¼	22x7x16	40x12x30
13x3½x8	16¼x6x11¼	22X7X17¾	40x14x30
13x4½x8	16¼x7x11¼	22x8x16	40X16X30
13x5x8	17x4½x12½	22X8X17¾	40X20X30
13½x5½x8	17x5x12½	22x9x16	
14x4½x8	17x6x12½	22x10x16	

SPECIAL COMPOUNDS



TIRE SIZES (MM)

125x50x75	260x75x140	250x50x190	450x120x300	500x85x370	670x200x410
150x50x100	280x75x140	250x85x190	405x65x305	500x100x370	680x150x470
150x75x100	254x90x145	330x145x194	405x130x305	500x140x370	710x300x470
160x50x100	250x90x150	300x90x203	405x220x305	500x280x370	645x200x480
186x70-120	220x60x160	300x100x203	405x260x305	520x120x370	660x203x480
200x75x100	230x75x170	313x130x203	415x75x305	550x120x410	660x250x480
200x85x105	250x80x170	280x75x220	415x90x305	550x160x410	660x280x480
200x85-140	250x105x170	285x75x220	415x100x305	610x100x410	705x180x485
200x130x105	260x85x170	310x60x220	425x150x305	610x150x410	760x250x500
170x45x120	260x105x170	300x75x225	425x260x305	620x200x410	780x200x555
180x75x120	260x130x170	300x75x240	425x300x305	630x180x410	840x350x559
175x50x125	300x85x170	360x60x270	450x260x305	645x250x410	854x320x600
200x50x140	315x145x180	360x75x270	450x300x305	645x300x410	926x240x670
250x75x140	330x145x180	360x85x270	440x200x330	645x350x410	968x240x670
250x130x140					

PS800



The PS800 press-in solid tire provides a reliable solution without compromising on quality. It is suitable for a variety of working conditions, both indoors and outdoors, and is available in both smooth and traction profiles for extended tire life and high performance.

TIRE SIZES

10x4x6½	15x5x11¼	16¼x6x11¼	21x8x15
10x5x6½	16x5x10½	18x5x12½	21x9x15
12x4½x8	16x6x10½	18x6x12½	22x8x16
12x5½x8	16¼x4x11¼	18x7x12½	22x9x16
14x4½x8	16x7x10½	18x8x12½	22x12x16
14x5x10	16¼x5x11¼	21x7x15	28x12x22
15x4x11¼			

SPECIAL COMPOUNDS



Port

Bias pneumatic



CX940



Trelleborg's CX940 tire is tailor-made for container handling equipment like reach stackers, offering high stability, excellent traction, and a durable compound to minimize cuts and punctures.

TIRE SIZE	SPECIAL COMPOUNDS
18.00-25	MULTI PURPOSE

T-900



The T-900 is a premium bias pneumatic tire specifically crafted for heavy-duty material handling environments. It boasts a block tread design, sidewall protection, superior stability, wear-resistant technology, effective energy management, and exceptional shock absorption capabilities.

TIRE SIZE	SPECIAL COMPOUNDS
12.00-20	MULTI PURPOSE
12.00-24	
14.00-24	

Radial pneumatic

SR940



Designed for stacking and transfer operations in ports, the SR940, is the radial pneumatic features a unique tread pattern, side circumferential rib, reinforced sidewall, and extra-deep tread for maximum tire life and stability.

TIRE SIZE	SPECIAL COMPOUNDS
480/95R25	MULTI PURPOSE

TR-900



The TR-900, a radial pneumatic tire, is the perfect solution for most demanding applications, with features like block tread design and reinforced sidewalls to avoid impact damage.

TIRE SIZE	SPECIAL COMPOUNDS
12.00R20	MULTI PURPOSE
12.00R24	
14.00R24	
16.00R25	

Resilient tires

XP1000



The Trelleborg XP1000 is the premium resilient tire for the most demanding material handling applications. Featuring the Pit Stop Line for better planning, the XP1000 offers superior performance in terms of mileage, durability, fuel consumption, stability, and comfort.

TIRE SIZE	SPECIAL COMPOUNDS
11.00-20	MULTI PURPOSE SHIELD PRO HD SUT RESISTANT CHEMICAL BASTOCHIN PRO TEX NON SLAKING PRO ENERGY
12.00-20	
12.00-24	
14.00-24	
16.00-25	

Ground Support Equipment



Resilient

GSE Resilient



Kargo resilient tires are the perfect choice for ground support equipment such as belt loaders, baggage carts, push-back tractors, and tow tractors, offering significant cost savings and durability.

TIRE SIZES				SPECIAL COMPOUNDS
8-2	140/55-6	18x7-8	7.00-12	MULTI PURPOSE
3.00-4	2.00-8/2.50	16x5-9/3.50	26x8.5-15/7.00	
4.00-4	4.00-8	6.00-9	40x14-16/10.00	
10-2	15x4½-8	6.50-10	40x14-16/11.00	
10½x4-6	5.00-8			

Press on solid

GSE POS



KARGO PBB, a press-on solid tire designed for passenger board bridges in ground support equipment, ensures safety and stability, guaranteeing 100% application uptime and long-term cost savings.


TIRE SIZES				SPECIAL COMPOUNDS
365x160-220	28x10x22	28x14x22	40x20x30	MULTI PURPOSE
18x4x14	28x12x22	40x16x30		



Printed on recycled paper

Customer oriented solutions


Combining tire expertise and state-of-the-art technology, Trelleborg anticipates customer needs with highly specialized and highly performing tire solutions to improve productivity and efficiency while respecting the environment. Our premium compounds are meticulously engineered to optimize productivity while maintaining strict adherence to safety regulations, thereby ensuring the well-being of operators.



Pit Stop Line for safety and tire life



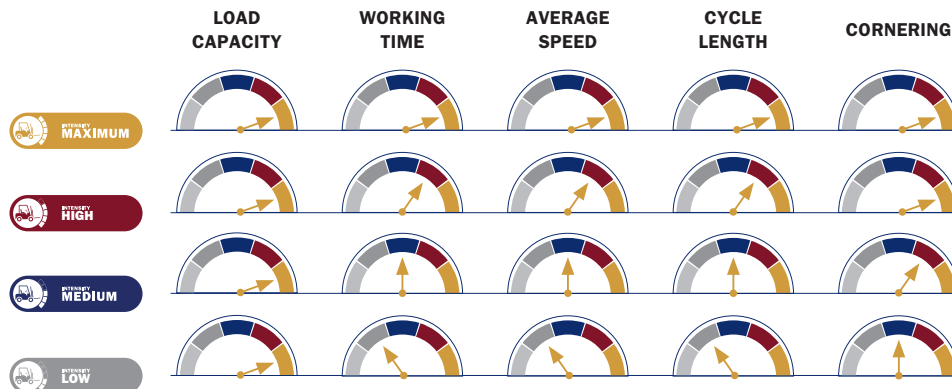
The Pit Stop Line, Trelleborg's distinctive feature in our premium range, provides operators and fleet managers with precise information on when tire replacement is required.



The Pit Stop Line is an orange strip which appears c.a. 100 hours before the tires need to be replaced. It ensures the tire is only changed when worn out, avoiding to replace it too early and risk spending too much, or replace it too late and risk machine and operator safety.

The right tire in all working conditions

Trelleborg's unique application intensity rating system helps customers to easily identify the solution that best fits their needs ensuring maximum efficiency and performance.



LOAD CAPACITY
Trelleborg tires fall fully under recommended load carrying capacities as indicated by the main worldwide technical organizations.



WORKING TIME
Working solid tires non-stop can potentially cause a buildup of heat and reduce lifespan.



AVERAGE SPEED
High speeds may cause internal stress and deformation leading to overheating, compromising tire performance.



CYCLE LENGTH
Long distances prevent dissipation of heat generated during operations which can create critical separation within the tire.



CORNERING
Repetitive vehicle cornering produces excessive torque on the tire, increasing the likelihood of deformation.



Discover our website

Follow us

